



STALLION

ESTABLISHED 1984



**IT'S TIME TO
OPEN UP ABOUT
OUR NEW FEEDER**

IF IT'S NOT A STALLION, IT'S NOT THE BEST FEEDER

BR
W
K
N
A
T

STALLION

OTM SERIES

OPEN TROUGH MIXER

KEY FEATURES



Carries up to 1000 litres

Self-cleaning tank

Saves time

Mix & feed colostrum/milk

Recycle option

The new Stallion OTM combines the MTF and OT range to create another innovative feeder designed to be user friendly and make the lives of farmers that much easier.

The open trough design allows farmers access to see what's being fed out to their livestock and more control cleaning the troughs.

MODELS

OTM50 - TANDEM AXLE

50 teat • 1000L tank
1700H x 2000W x 4300L



Skellerup Peach Teats closely simulate a cow's natural milk let down, making for **rapid acceptance** which is ideal for weak and sick calves.

Peach Teats are fitted on Stallion calf feeders because they're proven to work.



TIP

Allow for 10-15% teats free to avoid over-crowding.

NEW



OTM50



Click and clean



Honda 4 stroke pump



Mix milk powder or other milk replacer



Camlock fast fill



Nozzle and hose



Electric start
*optional extra

Contact us 1800 666 269 • davesway.com.au

DAVIESWAY Est. 1911
IDEAS TO FARM. EVERYDAY.

STALLION
ESTABLISHED 1984

MTF SERIES

MIXER TANKER FEEDER

KEY FEATURES



Carries up to 1000 litres

Self-cleaning tank

Saves time

Mix & feed colostrum/milk

Recycle option

The first self-cleaning, self-mixing and self-distributing mobile feeder on the market, the MTF has become the go-to Stallion product for farmers around the world who want to work smarter.

Whether you're in the pens or paddocks, the MTF is accessible in both with its modern manifold design and hose and nozzle dispensing unit.

MODELS

MTF50 - TANDEM AXLE

50 teat • 1000L tank
1450H x 1520W x 3520L

MTF60 - TANDEM AXLE

60 teat • 1000L tank
1450H x 1520W x 3520L

MTF70 - TANDEM AXLE

70 teat • 1000L tank
1450H x 1520W x 4200L

MTF80 - TANDEM AXLE

80 teat • 1000L tank
1450H x 1520W x 4800L



MTF60



Click and clean




Easy clean manifold design




Honda 4 stroke pump



Mix milk powder or other milk replacer



Camlock fast fill



Nozzle and hose



Electric start
*optional extra

MT SERIES

MIXER TANKER

KEY FEATURES



Carries up to 1000 litres

Self-cleaning tank

Saves time

Mix & feed colostrum/milk

Recycle option

Dispensing gun

The MT range by Stallion is designed to make mixing colostrum or milk replacer to calves that much easier, taking the strain out of calf rearing.



TIP

To clean the tank, fill it with water and start the pump. The feeder will self wash, within 3 minutes.

MT1000

MODELS

MT500 - SINGLE AXLE

500L tank
1240H x 1450W x 3000L

MT1000 - TANDEM AXLE

1000L tank
1450H x 1450W x 3000L




Click and clean




Honda 4 stroke pump



Mix milk powder or other milk replacer



Camlock fast fill



Nozzle and hose



Electric start
*optional extra

Contact us 1800 666 269 • d Daviesway.com.au

DAVIESWAY Est. 1911
IDEAS TO FARM. EVERYDAY.

STALLION
ESTABLISHED 1984

MG SERIES

MOBILE GRAVITY

KEY FEATURES




Retractable drawbar

Recycle option



MG50S

TIP 

Allow for 10-15% teats free to avoid over-crowding.



Click and clean



Easy clean manifold design

MODELS	MG26S	MG40S	MG50S	MG50LT	MG60S	MG60LT	MG80LT
No# of teats	26	40	50	50	60	60	80
Tank size (L)	250	500	500	1000	500	1000	1000
Height (mm):	1200	1180	1180	1390	1180	1390	1390
Width (mm):	1200	1400	1400	1400	1400	1400	1400
Length (mm)	1250	1900	2500	2500	3100	3100	4800
Single Axle:	✓	✓	✓	✗	✓	✗	✗
Tandem Axle	✗	✗	✗	✓	✗	✓	✓

OT SERIES

OPEN TROUGH

KEY FEATURES



Lower inspection point

Recycle option

MODELS

OT50S - SINGLE AXLE
50 teat • 500L tank
1280H x 1850W x 2800L

OT50LT - TANDEM AXLE
50 teat • 1000L tank
1700H x 1850W x 2800L

OT60LT - TANDEM AXLE
60 teat • 1000L tank
1700H x 2320W x 3020L

OT50S



TIP

The Open Trough series from Stallion is designed with a low mounted tank for maximum stability and is available in both 500L (single axle) and 1000L (tandem axle) models. The open troughs allow for easy cleaning and visibility of milk flow.

MF SERIES

MODULAR FEEDER

KEY FEATURES



Slip on/off troughs

Feeds 12 to 60

Recycle option

MODELS

MF50S - SINGLE AXLE
50 teat • 500L tank
1380H x 1550W x 2850L

MF50LT - TANDEM AXLE
50 teat • 1000L tank
1730H x 1550W x 2850L

MF55LT - TANDEM AXLE
55 teat • 1000L tank
1730H x 1550W x 3400L

MF60LT - TANDEM AXLE
60 teat • 1000L tank
1730H x 1550W x 3400L

MF50LT



TIP

If you're looking for a multi-use feeder our MF range is the one to look at. Designed to be able to remove the individual feeders for in shed use, the MF is ideal for the life style farmer. The mobile can be used for a smaller numbers of calves and then expanded as numbers increase.

Contact us 1800 666 269 • daviesway.com.au

DAVIESWAY
IDEAS TO FARM. EVERYDAY.

STALLION
ESTABLISHED 1984

MILK MAID SERIES

Stallion's complete range of MM and FC feeders have been thoroughly tested and proven to effectively feed calves from the first day through to weaning. A must for every calf rearer, Stallion has the largest range of feeders in New Zealand.



MM1 1 teat • 4L • 280H x 170W x 240L



MM3 3 teat • 16L • 260H x 280W x 430L



MM5 5 teat • 25L • 260H x 250W x 700L

MM6 6 teat • 30L • 260H x 260W x 850L

MM8 8 teat • 40L • 275H x 245W x 1460L



MM10 10 teat • 66L • 350H x 500W x 1200L

MM12 12 teat • 70L • 350H x 530W x 1230L



MM13 13 teat • 40L • 320H x 280W x 1810L



MM20
20 teat • 100L • 940H x 1120D



MM15 15 teat • 90L • 280H x 245W x 2720L



CAP22
Use with all pull through teats



LTD
Lamb bottle cap



LTCAP
Cap for lamb teat on feeders



BLANK CAP
Blanks off teats



PCAP
To fit threaded Peach Teat



SCAP
Suits Stallion teats



CAPS TO FIT STALLION FEEDERS

CALFATERIA SERIES

The Calfateria series features a range of non-compartmentalised pen feeders available from 1 to 20 teat models. Made of tough, durable plastic with rounded edges, they are easy to transport and clean. Complete with steel brackets and screw in Peach Teats, the Calfateria series are easy to take off and ensure a hygienic clean.



SD Calf drencher 2.5L



SCB Calf bottle • 1 teat • 2.5L



SC1 6L • 300H x 230W x 310L



BKT 3 teat • 10L • 280H x 240W x 320L



FC5 5 teat • 30L • 255H x 250W x 700L
FC6 6 teat • 35L • 255H x 250W x 820L



FC12 12 teat • 80L • 300H x 520W x 1130L
FC10 10 teat • 80L • 300H x 520W x 1130L



FC20 20 teat • 160L • 940H x 1120D



FC13 13 teat • 80L • 320H x 285W x 1800L



RFC5 5 teat • 25L • 275H x 295W x 805L



FC15 15 teat • 110L • 275H x 245W x 2700L

TIP
Included bracket makes this suitable for wood or wire fences.

smart cow

TRY SOMETHING UDDERLY DIFFERENT.
FITS ALL STALLION FEEDERS!

THE WORLD'S FIRST CLEAR CALF TEAT!

SEE THROUGH • NON ABSORBENT • SOFT AND NATURAL

Contact us 1800 666 269 • davesway.com.au

DAVIESWAY Est. 1911
IDEAS TO FARM. EVERYDAY.

STALLION
ESTABLISHED 1984

MEAL FEEDERS



SALT BLOCK SAVER 555W x 555L x 140H



PMF Capacity 12kg •
510H x 400W x 500L



CMF Capacity 40kg •
580H x 670W x 1060L
(also available with bird skirts)

PC Capacity 55kg •
1260H x 740D

PCBS Capacity 55kg •
1260H x 740D
(also available with bird skirts)



JPC Capacity 85kg •
1450H x 890D



LPMF Capacity 25kg •
250H x 425W x 1050L



MEAL/HAY FEEDERS



HAY Hay & meal feeder
700H x 500W x 620L



HAYJ Hay & meal feeder
700H x 500W x 1210L



HAYPEN
60L • 630H x 350W x 650L



SMF Meal feeder
30kg • 585H x 360W x 920L

MEAL TROUGHS

HOOK ON

Made from polyethylene, the Stallion Meal Troughs are tough and durable. For pens, the meal feeders come complete with galvanized steel brackets that are strong and durable.



PF10 10L •
230H x 335W x 410L



PF30 30L •
230H x 410W x 880L

MEAL TROUGHS

WITH LEGS AND SLED FRAME

The AFT series from Stallion are designed for feeding out in paddocks. The troughs are strong and durable enough to withstand the elements while being easy to tow on the back of a four-wheeler. All troughs from Stallion can be used for both dry feed and water to suit a wide range of needs.



AFT3 Sled • 70L •
420H x 345W x 1815L

AFT4 with legs • 110L •
400H x 395W x 2440L

AFT4 Sled • 110L •
440H x 390W x 2440L

MEAL TROUGHS

FREE STANDING



AFT1
Free Standing
205H x 345W x 900L

AFT2
Free Standing
300H x 410W x 1420L

AFT3 BARE
Free Standing
220H x 340W x 1800L

AFT6
Free Standing
300H x 410W x 2020L

WATER TROUGHS

PERMANENT WATER SUPPLY

Lightweight but strong, these Stallion water troughs are ideal for a pen and a small paddock. They come complete with a valve, are available in green or black and includes a quality ballcock with removable cover.



PD8

Hook on water trough



PT10

Hook on water trough



WT80

Also available in eco80 bare black



WT180

Also available in eco80 bare black

MODELS	PD8	PT10	PT30	WT80	ECO80	WT120	ECO120	WT180	WT360
Tank size (L)	8	10	30	80	80	120	120	180	360
Height (mm):	200	310	300	350	350	320	320	320	420
Width (mm):	350	340	410	500	500	630	630	830	820
Length (mm)	300	400	880	850	850	970	970	1100	1580
Valve:	x	✓	✓	✓	x	✓	x	✓	✓
Colour:	■	■	■	■	■	■	■	■	■

ROUND WATER TROUGHS

PERMANENT WATER SUPPLY

These troughs are ideal for both large and small paddocks, with cattle, deer or sheep. They're extra strong to withstand the rigours of larger animals in a permanent position.



WT95



WT150

Also available in eco80 bare black



WT260

Also available in eco80 bare black



WT600



WT1000

MODELS	WT95	WT150	ECO150	WT260	ECO260	WT600	WT600 BARE	WT1000	WT1000 BARE
Diam. (mm):	670	900	900	1000	1000	1500	1500	1650	1650
Height (mm):	420	380	380	480	480	495	495	620	620
Valve:	x	✓	x	✓	x	✓	x	✓	x
Cover:	x	✓	x	✓	x	✓	x	✓	x
Colour:	■	■	■	■	■	■	■	■	■